


Funding your COL account

via  **BPI** mobile app

(Online Bills Payment)



Stay Safe from Scams!

Important Reminders When Adding and Withdrawing Funds to Your COL Account:

1. USE OFFICIAL BILLS PAYMENT CHANNELS ONLY

Fund your COL account via online or over the counter BILLS PAYMENT through our partner banks and e-wallets. See the full list [here](#).

2. COL WILL NEVER ASK YOU TO:

- Send money outside our official funding channels.
- Deposit to an individual's savings account.
- Hand over cash or authorize someone else to deposit or receive cash for you.

3. NO ADDITIONAL TAXES OR FEES FOR WITHDRAWALS

- ✓ Taxes on trading are deducted automatically within your COL account.
- ✓ COL does not charge withdrawal fees.
- Be wary if someone asks you to pay extra to access your funds—it's likely a scam!

4. VERIFY BEFORE YOU ACT

In doubt? Always contact us through our **official customer support channels** for confirmation or if you have any questions or concerns:

Live Chat: www.colfinancial.com

Email: helpdesk@colfinancial.com

Facebook: <https://www.facebook.com/colfinancial>

Your safety is our priority. Stay informed and vigilant to protect your money and investments.

Mag-ingat sa Scam!

Mahalagang Paalala Kapag Nagde-deposit at Nagwi-withdraw sa Iyong COL Account:

1. SA OFFICIAL BILLS PAYMENT CHANNELS LANG MAG-DEPOSIT

Mag-deposit lang gamit ang online o over-the-counter BILLS PAYMENT through COL's partner banks and e-wallets. Para sa kumpletong listahan, click [here](#).

2. TANDAAN: HINDING-HINDI GAGAWIN NG COL ANG MGA ITO:

- Ipagde-deposit or papadalhin ka ng cash gamit ang ibang channels na hindi kasali sa COL's partner banks and e-wallets.
- Uutusan kang mag-cash deposit sa isang personal savings account.
- Tatanggap ng pera at mag-o-offer na sila ang mag-deposit para sa'yo.

3. WALANG EXTRA FEES O TAX SA WITHDRAWALS

- ✓ Automatic nang kaltas ang tax sa lahat ng trading transactions sa iyong COL account.
- ✓ Walang dagdag na bayad o "fee" para makapag-withdraw ng cash sa iyong COL account.
- May nagsasabing may babayaran ka bago makuha o ma-withdraw ang pera mo? Mag-ingat—scam 'yan!

4. MAY DUDA? LAGING MAGTANONG!

May tanong o may napansin kang kahina-hinala? Laging gumamit ng **official channel** para makipag-communicate sa COL:

Live Chat: www.colfinancial.com

Email: helpdesk@colfinancial.com

Facebook: <https://www.facebook.com/colfinancial>

Your safety is our priority. Maging mapanuri at alerto para protektahan ang pera at investments mo.

Funding your COL account via BPI mobile app

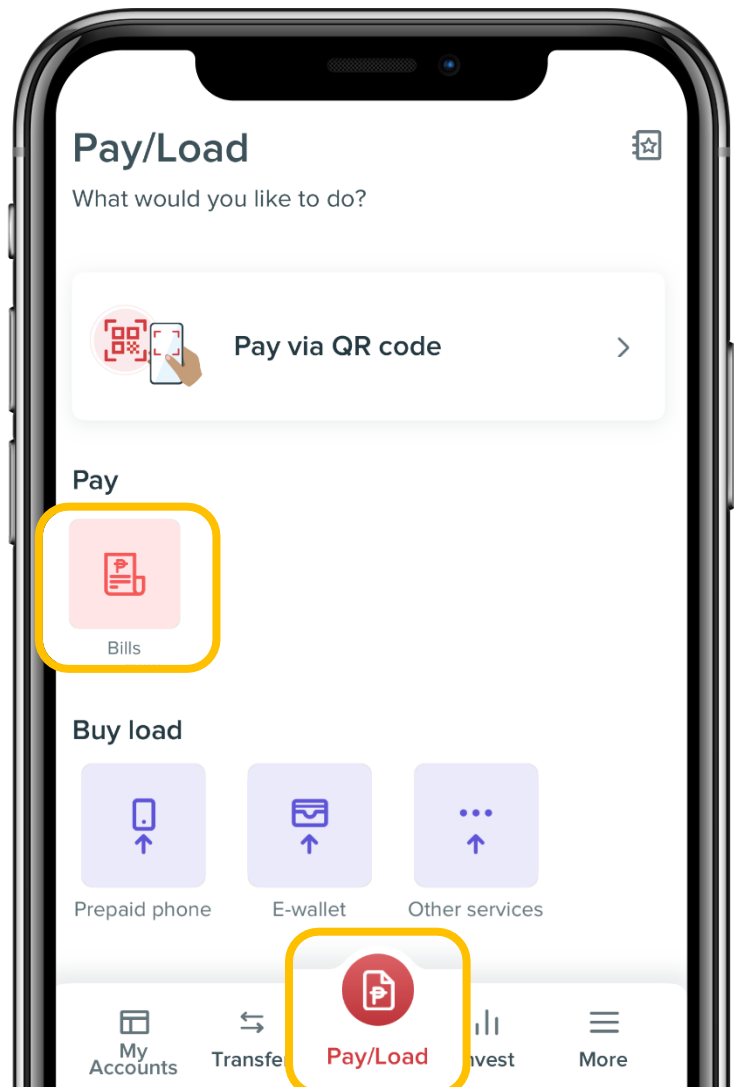
STEP 1

Log in to the BPI mobile banking app.



STEP 2

Tap on **Pay/Load** and select **Bills**.

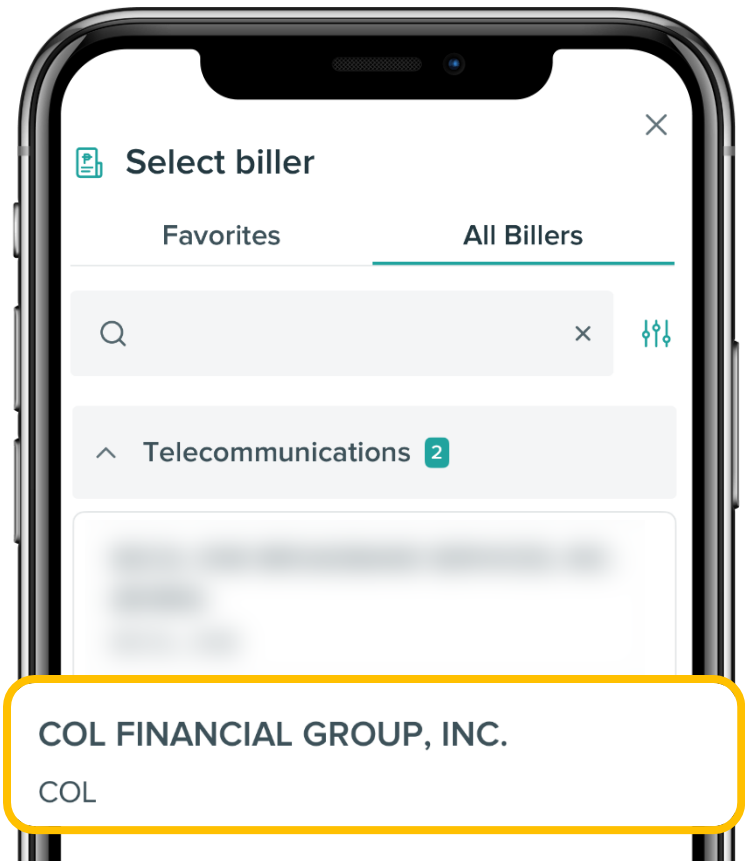


Funding your COL account via BPI mobile app

STEP 3

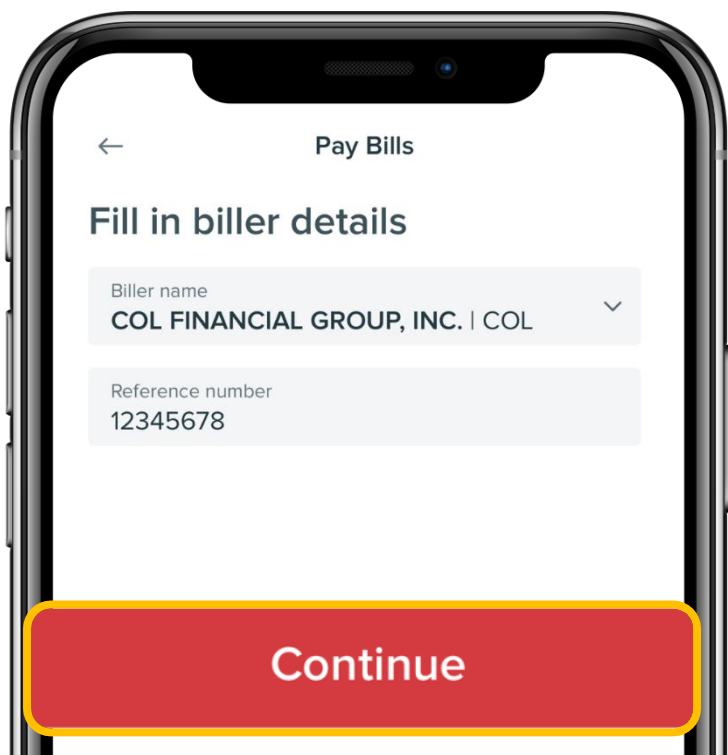
Select COL Financial Group, Inc. from the list of billers.

TIP: Save COL Financial as a "Favorite" biller to make future deposits faster.



STEP 4

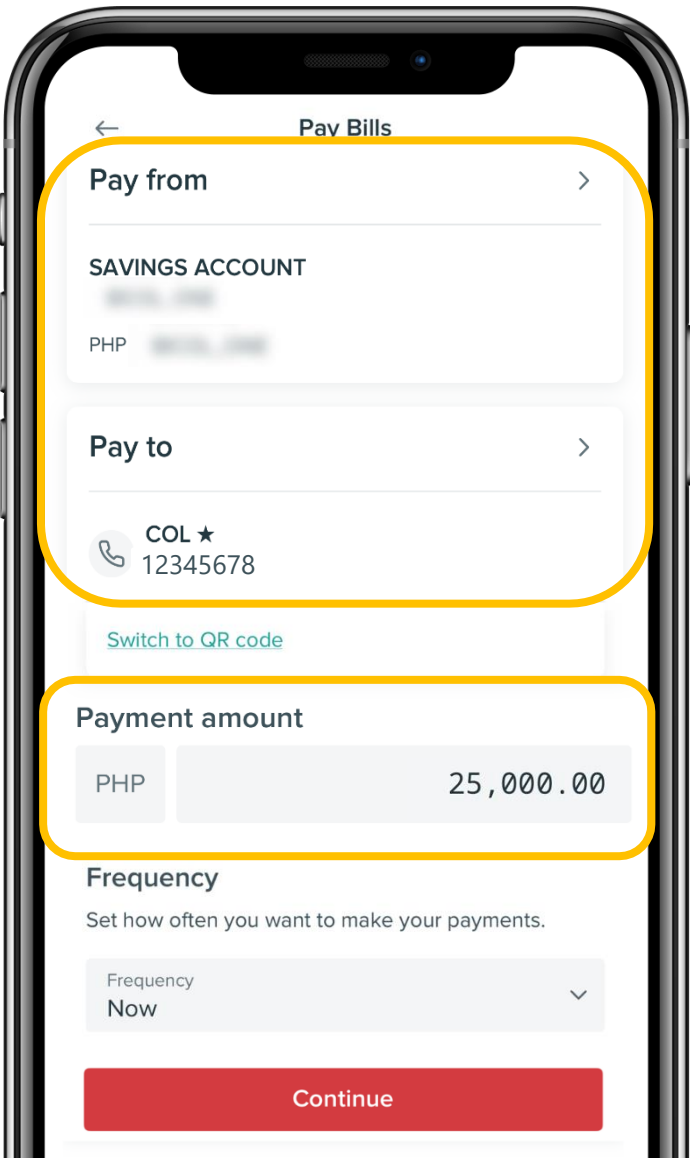
Enter your 8-digit COL account number and tap Continue.



Funding your COL account via BPI mobile app

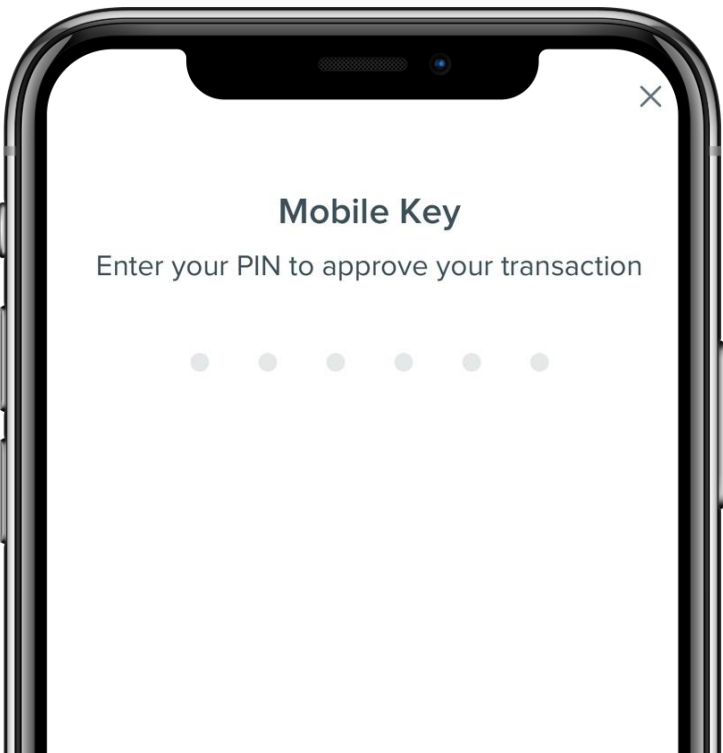
STEP 5

Choose the account you'll use and input the amount.



STEP 6

If all the information is correct, confirm the transaction by entering your mobile key.



Funding your COL account via BPI mobile app

STEP 7

Your funds will be credited to your COL account within 24 hours, excluding weekends and holidays.

***NOTE:** You will not be charged a transaction fee.*

